



ಬೃಹತ್ ಬೆಂಗಳೂರು ಮಹಾನಗರ ಪಾಲಿಕೆ  
Bruhat Bengaluru Mahanagara Palike



# BBMP COVID-19 WAR ROOM 30.08.2022

BBMP / COVID-19 WAR ROOM / BULLETIN – 890 /30.08.2022 / #BBMPfightsCOVID19



# OVERVIEW OF COVID-19 IN BENGALURU



## CASE TRENDS

ACTIVE CASES **4,433**

### Confirmed Cases

**589**

18,64,249 #

### Recovered Cases

**879**

18,42,833 #

### Death Cases

**0**

16,983 #



## HOSPITALIZATION

**49**

### ICU – V

**1**

### ICU

**15**

### HDU

**7**

### General

**26**

INCLUDES GOVT. QUOTA AND PRIVATE WALK-IN HOSPITALIZATION



## VACCINATION

**1,516**

2,04,74,648 #

### First Dose

**49**

96,69,983 #

### Second Dose

**162**

94,53,639 #

### Precaution Dose

**1,305**

12,32,673 #



## TRIAGING

### MTU

**11**

### Tele Triage

**458**



## ACTIVE CLUSTERS

**9**

### Budding Clusters (<5 Cases)

**9**

### Clusters (> 5 cases)

**0**



## TESTING

**14,957**

3,14,92,275 #

### RAT

**2,963**

### RTPCR

**11,994**

**Positivity : 4.32%**

\*FOR LAST 7 DAYS

# : indicates cumulative numbers till date



# ABSTRACT OF COVID-19 SCENARIO IN BENGALURU

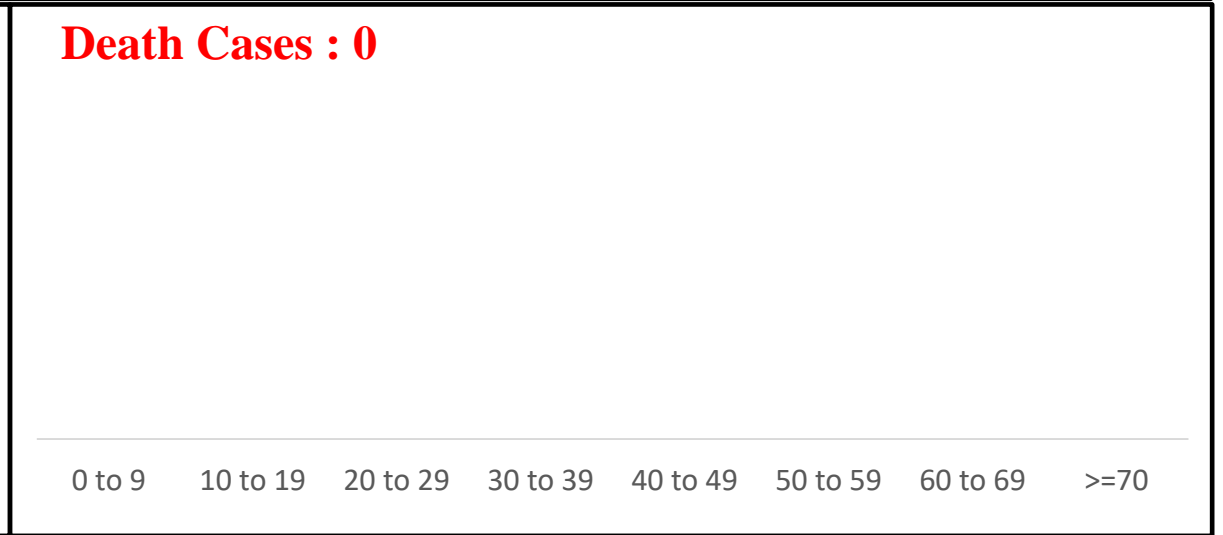
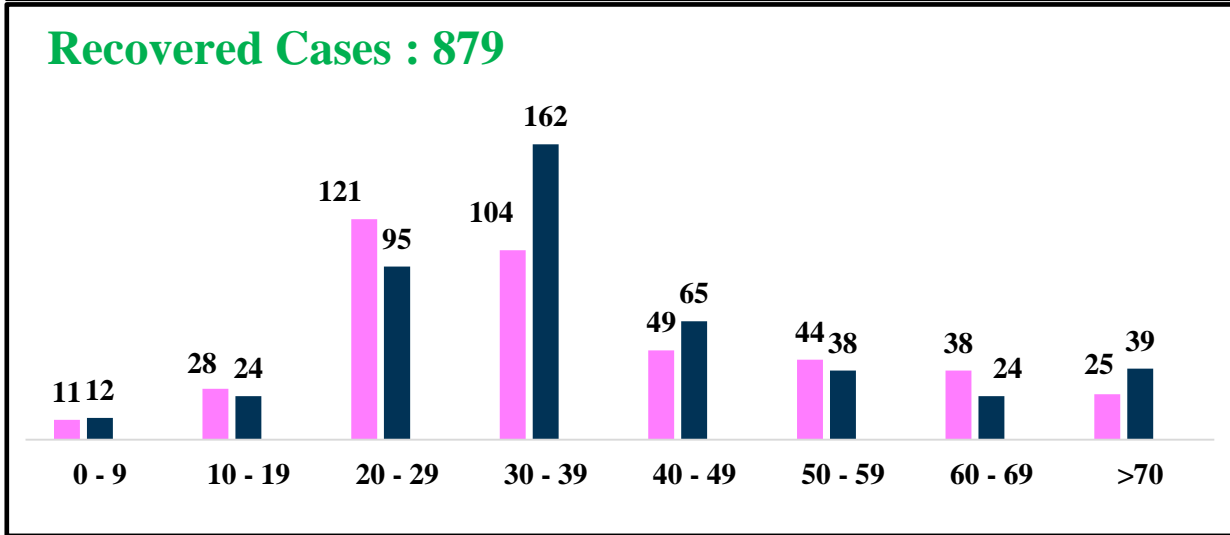
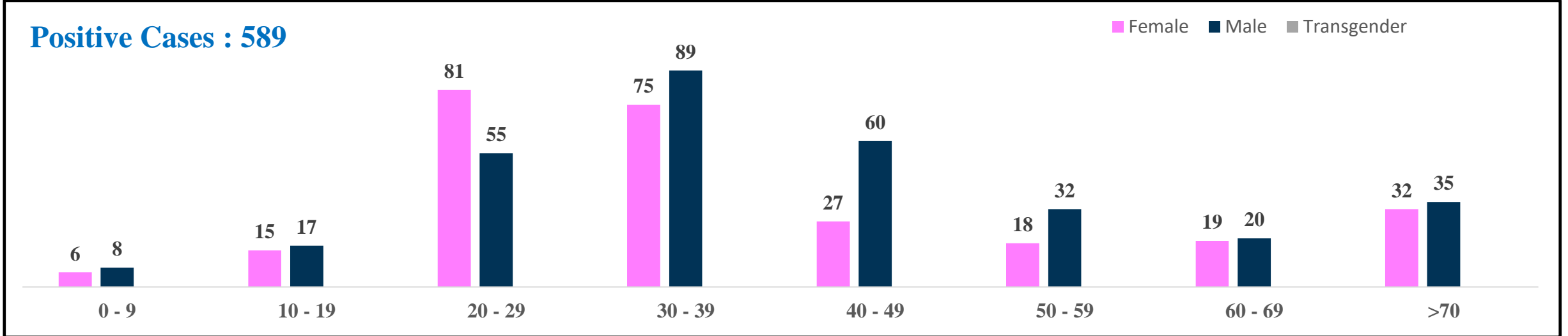


	MALE			FEMALE			TRANSGENDER			TOTAL		
	Last 24 Hours	Last 7 Days	Cumulative	Last 24 Hours	Last 7 Days	Cumulative	Last 24 Hours	Last 7 Days	Cumulative	Last 24 Hours	Last 7 Days	Cumulative
<b>Positive Cases</b>	316	2,289	10,99,013	273	2,025	7,64,344	0	0	196	<b>589</b>	<b>4,314</b>	<b>18,64,249</b>
<b>Recovered Cases</b>	459	4,056	10,85,602	420	3,474	7,57,138	0	0	186	<b>879</b>	<b>7,530</b>	<b>18,42,833</b>
<b>Death Cases</b>	0	1	10,755	0	1	6,224	0	0	4	<b>0</b>	<b>2</b>	<b>16,983</b>
<b>Total Tests Done</b>	<b>In Last 24 hrs. : 14,957</b>			<b>In last 7 days : 99,855</b>			<b>Cumulative : 3,14,92,275</b>					
<b>Vaccine Doses Administered</b>	<b>In Last 24 hrs. : 1,516</b>			<b>In last 7 days : 42,562</b>			<b>Cumulative : 2,04,74,648</b>					
<b>ACTIVE CASES</b>									<b>4,433</b>			

\*Covid deaths occurred today : 00 | Covid deaths occurred beyond last 24hrs., reported today : 00

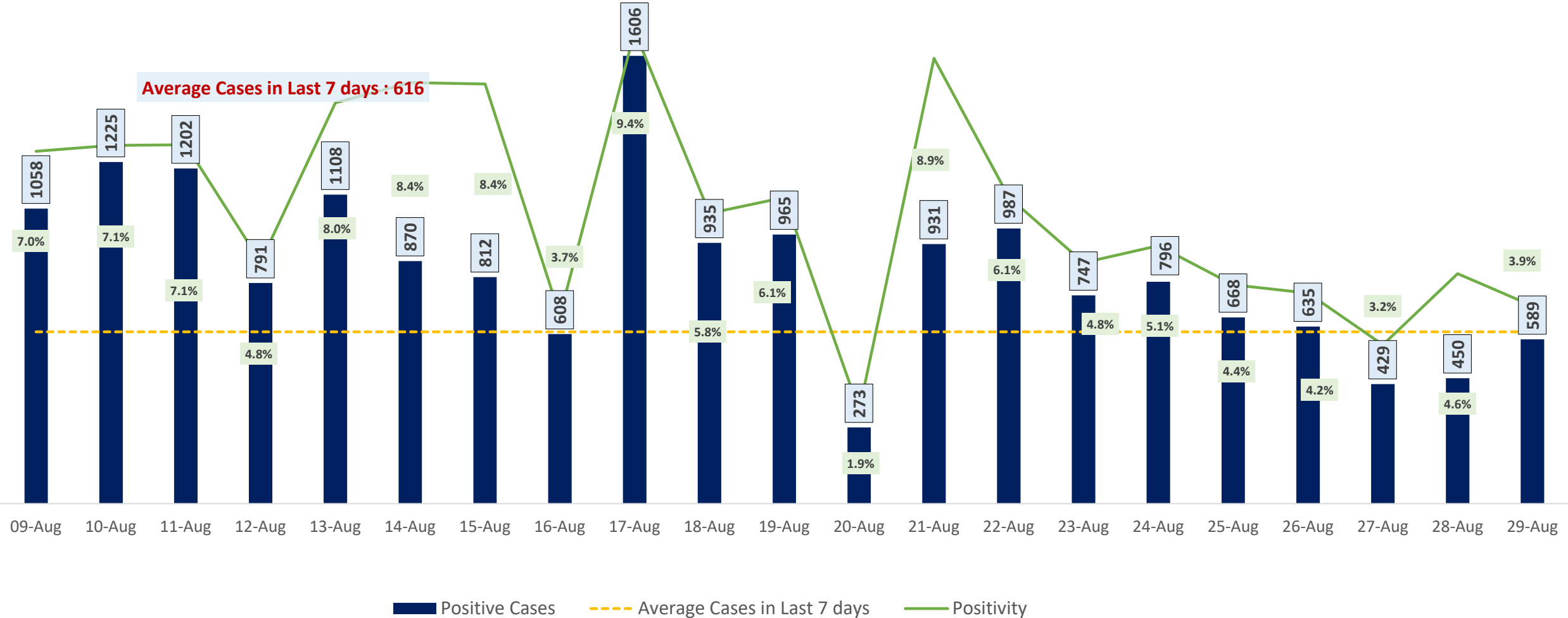


# LAST 24 HOURS AGE GROUP AND GENDER WISE DISTRIBUTION





# POSITIVITY RATE OF BENGALURU – LAST 21 DAYS

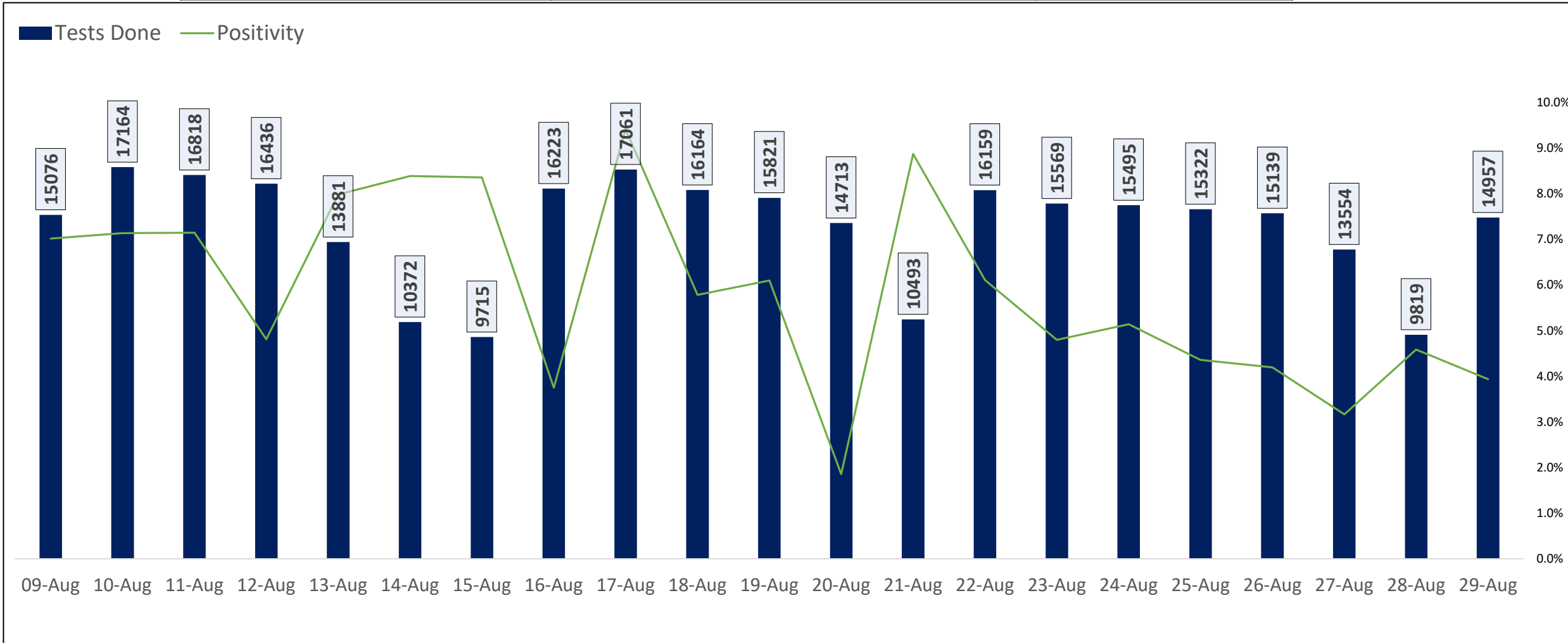




# TESTING TRENDS IN BENGALURU

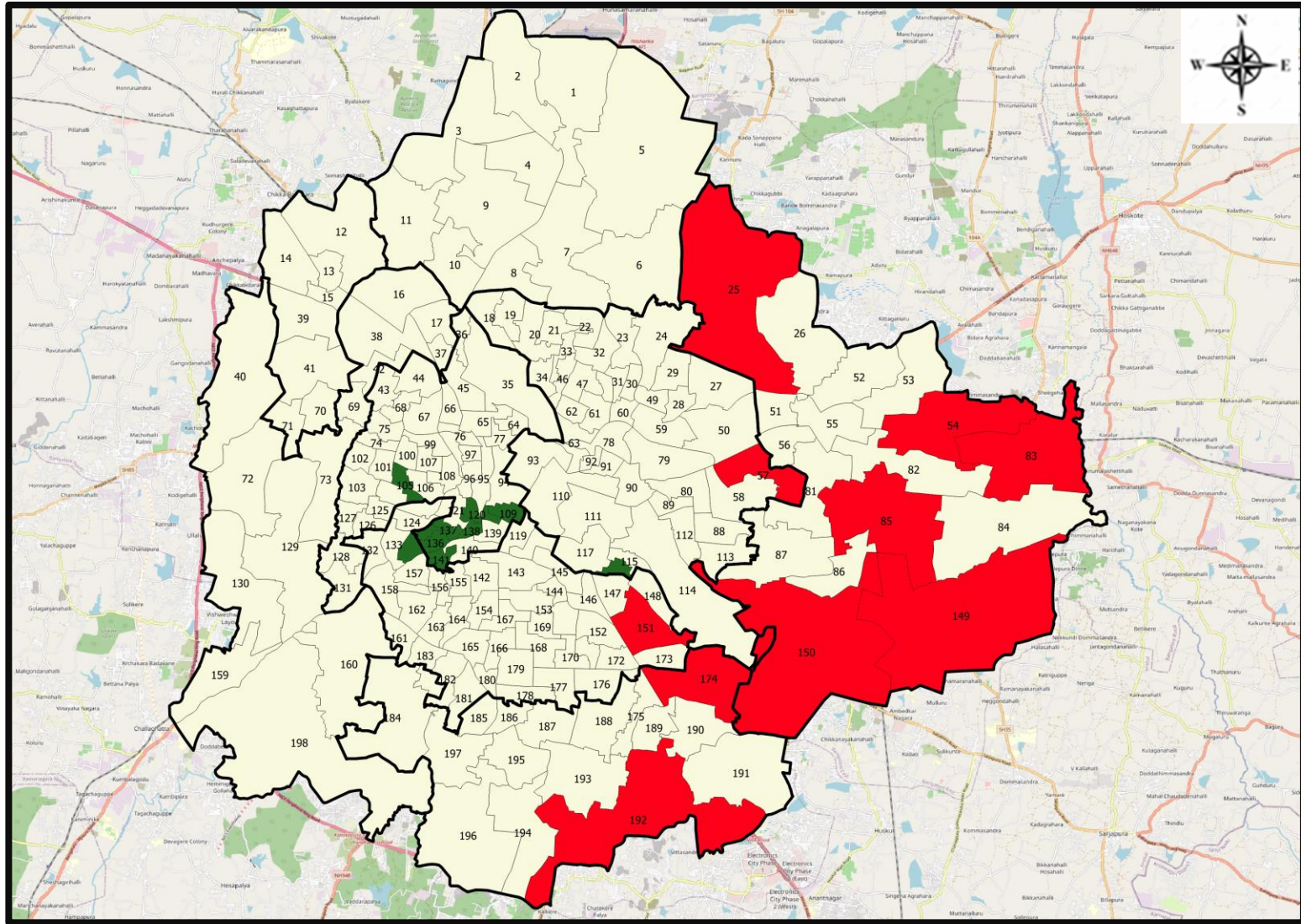


Total Test Conducted Till Date	Test Conducted Last 24 hours	Last 7 Days Average
3,14,92,275	14,957	14,265





# BENGALURU URBAN MAP SHOWING TREND OF POSITIVE CASES IN LAST 7 DAYS



### Top 10 wards reporting highest number of positive cases in last 7 days

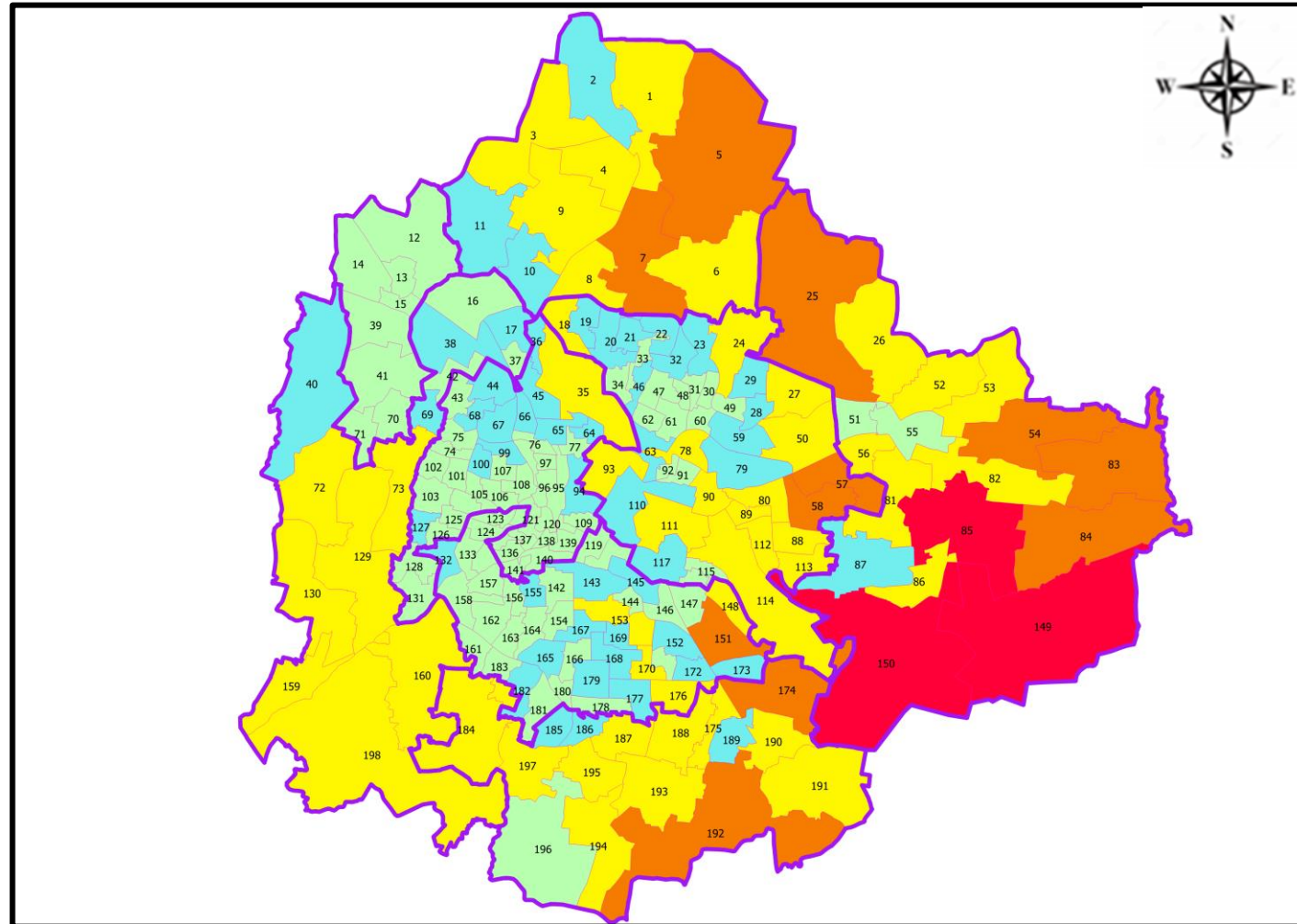
Ward No.	Ward Name	Daily Cases Average
150	Bellanduru	54
85	Dodda Nekkundi	23
149	Varthuru	19
25	Horamavu	18
83	Kadugodi	17
174	HSR Layout	16
151	Koramangala	14
57	CV Raman Nagar	14
192	Begur	13
54	Hudi	13







### Top 10 wards reporting least number of positive cases in last 7 days

Ward No.	Ward Name	Daily Cases Average
141	Azad Nagar	0
138	Chalavadipalya	0
137	Rayapura	0
136	Jagajivanram Nagar	0
135	Padarayanapura	0
134	Bapuji Nagar	0
120	Cottonpete	0
116	Nilasandra	0
109	Chickpete	0
105	Agrahara Dasarhalli	0



# BENGALURU MAP SHOWING INTENSITY OF POSITIVE CASES IN LAST 7 DAYS



-  **Level 1 : 0 to 10 Cases**
-  **Level 2 : 10 to 25 Cases**
-  **Level 3 : 25 to 75 Cases**
-  **Level 4 : 75 to 150 Cases**
-  **Level 5 : More than 150 Cases**
-  **Zone Boundaries**



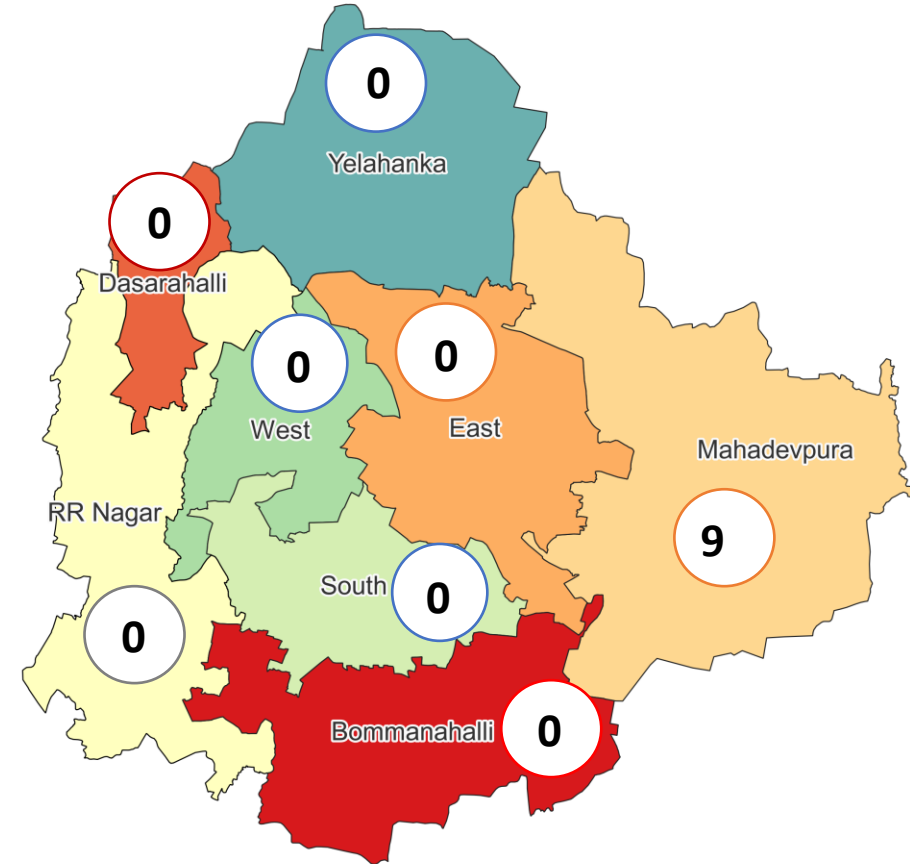


# CLUSTER DETAILS



Zone Name	TOTAL CLUSTERS	Budding Clusters	Clusters	Outbreaks
		Less Than 5 Cases	5 To 14 Cases	More Than 14 Cases
BOMMANAHALLI	0 (-)	0 (-)	0 (-)	0 (-)
DASARAHALLI	0 (-)	0 (-)	0 (-)	0 (-)
EAST	0 (-)	0 (-)	0 (-)	0 (-)
MAHADEVPURA	9 (-)	9 (-)	0 (-)	0 (-)
RR NAGAR	0 (-)	0 (-)	0 (-)	0 (-)
SOUTH	0 (-)	0 (-)	0 (-)	0 (-)
WEST	0 (-)	0 (-)	0 (-)	0 (-)
YELAHANKHA	0 (-)	0 (-)	0 (-)	0 (-)
<b>TOTAL</b>	<b>9 (-)</b>	<b>9 (-)</b>	<b>0 (-)</b>	<b>0 (-)</b>

## Total Active Clusters



### Types of Clusters

Zone Name	Apartments/ Villa	Individual House	Hostels/Quarters	Others	Schools/Colleges
BOMMANAHALLI	0 (-)	0 (-)	0 (-)	0 (-)	0 (-)
DASARAHALLI	0 (-)	0 (-)	0 (-)	0 (-)	0 (-)
EAST	0 (-)	0 (-)	0 (-)	0 (-)	0 (-)
MAHADEVPURA	9 (-)	0 (-)	0 (-)	0 (-)	0 (-)
RR NAGAR	0 (-)	0 (-)	0 (-)	0 (-)	0 (-)
SOUTH	0 (-)	0 (-)	0 (-)	0 (-)	0 (-)
WEST	0 (-)	0 (-)	0 (-)	0 (-)	0 (-)
YELAHANKHA	0 (-)	0 (-)	0 (-)	0 (-)	0 (-)
<b>TOTAL</b>	<b>9 (-)</b>	<b>0 (-)</b>	<b>0 (-)</b>	<b>0 (-)</b>	<b>0 (-)</b>

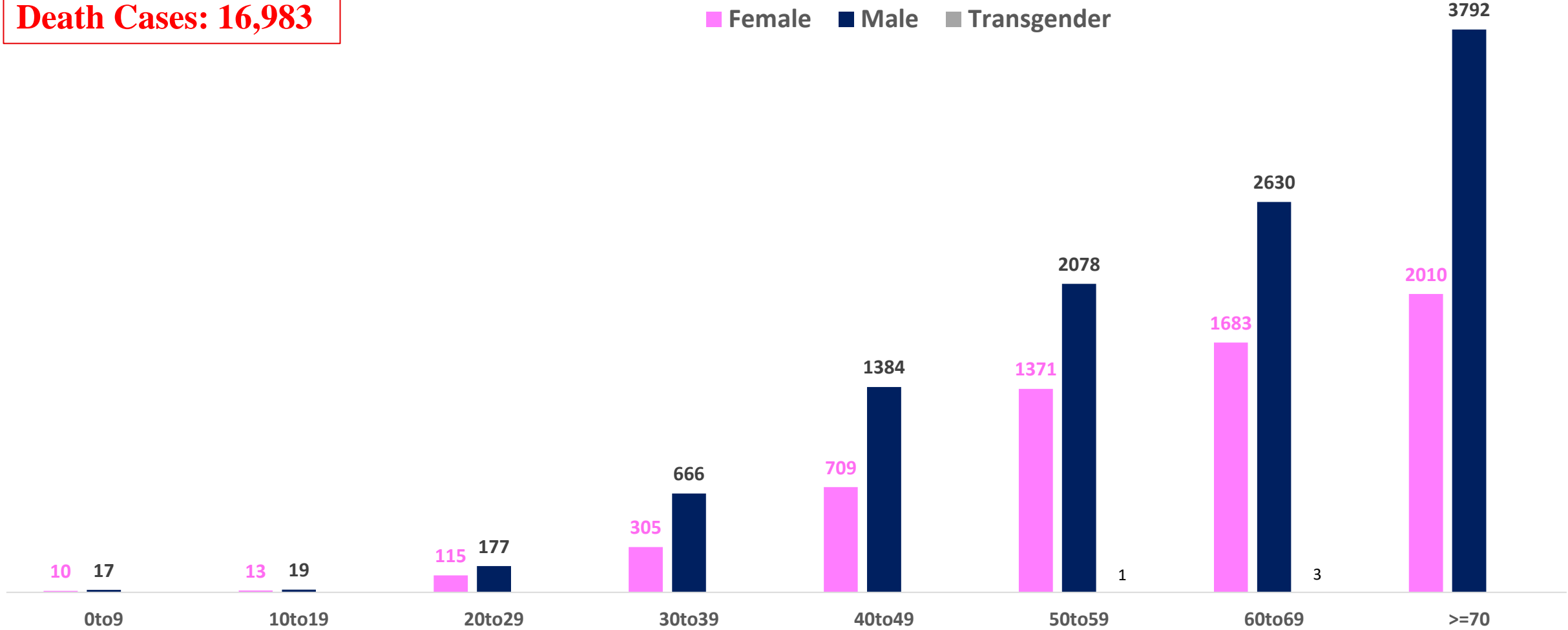
▲▼ : Shows increase and decrease in numbers as compared to previous day



# AGE AND GENDER WISE DISTRIBUTION OF DEATH CASES



**Death Cases: 16,983**





# VACCINATION COVERAGE AS ON 29.08.2022



## Total Doses Administered

**2,04,74,648**

▲ 1,516

Total 12-14 years Population : 2.82 Lakhs

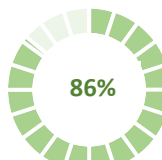
### 1<sup>ST</sup> DOSE



2,93,173  
Doses administered

▲ 16

### 2<sup>ND</sup> DOSE

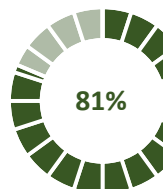


2,42,565  
Doses administered

▲ 48

Total 15-18 years Population : 4.42 Lakhs

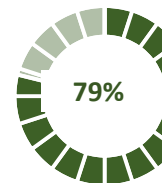
### 1<sup>ST</sup> DOSE



3,59,529  
Doses administered

▲ 3

### 2<sup>ND</sup> DOSE

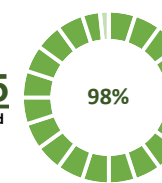


3,48,545  
Doses administered

▲ 21

Total adult Population : 91.7 Lakhs

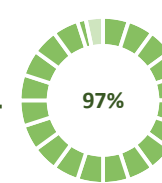
### 1<sup>ST</sup> DOSE



90,17,281  
Doses administered

▲ 30

### 2<sup>ND</sup> DOSE



88,62,529  
Doses administered

▲ 101

## Priority Group\*

### Health Care Workers

#### Dose 1

2,10,387  
Doses administered

▲ 0

#### Dose 2

2,07,108  
Doses administered

▲ 0

### Frontline Workers

#### Dose 1

3,81,991  
Doses administered

▲ 0

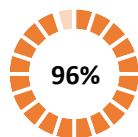
#### Dose 2

3,73,375  
Doses administered

▲ 1

## 45 – 59 Years Coverage

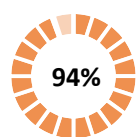
### Dose 1



16,95,673  
Doses administered

▲ 4

### Dose 2

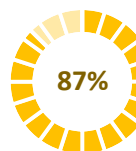


16,73,595  
Doses administered

▲ 12

## 18 - 44 Years Coverage

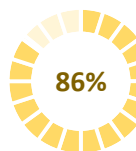
### Dose 1



57,48,610  
Doses administered

▲ 26

### Dose 2



56,43,527  
Doses administered

▲ 76

## 60 + Years Coverage

### Dose 1



9,80,620  
Doses administered

▲ 0

### Dose 2



9,64,924  
Doses administered

▲ 12

## PRECAUTION DOSE



**12,32,673** ▲ 1,305  
Doses administered

## PRECAUTION DOSES ADMINISTERED

### Health Care Workers

95,059  
Booster Doses administered ▲ 18

### Front Line Workers

1,36,605  
Booster Doses administered ▲ 67

### 60 + Years Coverage

3,85,326  
Booster Doses administered ▲ 126

### 18 + Years Coverage

6,15,683  
Booster Doses administered ▲ 1,094

▲ indicates the increase in last 24 hours



# COVID-19 SCENARIO IN BENGALURU AND OTHER METROPOLITIAN CITIES



CITY NAME	Positive Cases	Active Cases	Recovered	Deceased	Vaccine Doses Administered
New Delhi	19,98,858	2,259	19,70,137	26,462	3,65,41,497
Bengaluru*	18,64,249	4,433	18,42,833	16,983	2,35,85,651
Mumbai	11,42,747	4,728	11,18,328	19,691	2,20,33,804
Chennai	7,87,304	2,241	7,75,994	9,069	1,11,59,916

Source : <https://dashboard.cowin.gov.in/> at 4:25pm (30.08.2022)  
Source : <https://www.covid19bharat.org/> at 4:25pm(30.08.2022)

\*includes BBMP & Bengaluru Urban



# SNAPSHOT OF COVID-19 CASES IN BENGALURU URBAN



**Total Wards With  
< =10 Cases\* :  
83**

**Tests Conducted  
on 29.08.2022:  
14,957**

**Recovery  
Rate\*:  
98.85%**

**Total  
Active Cases :  
4,433**

**Total Vaccinated  
on 29.08.2022:  
1,516**

**Positivity  
Rate\* :  
4.32%**

**Active  
Rate\*:  
0.24%**

**Case  
Fatality Rate\* :  
0.05%**





\*Total positive cases In the past 7 days

\*CFR and positivity is for Past 7 days



ಬೃಹತ್ ಬೆಂಗಳೂರು ಮಹಾನಗರ ಪಾಲಿಕೆ  
Bruhat Bengaluru Mahanagara Palike



<b>Download BBMP Bulletin</b>	<a href="https://apps.bbmpgov.in/covid19/mediabulletin.php">https://apps.bbmpgov.in/covid19/mediabulletin.php</a>
<b>To register for vaccination :</b>	<a href="https://selfregistration.cowin.gov.in/">https://selfregistration.cowin.gov.in/</a>
<b>BBMP COVID19 Dashboard:</b>	<a href="https://apps.bbmpgov.in/covid19/">https://apps.bbmpgov.in/covid19/</a>
<b>Follow us on:</b>	 <a href="http://www.facebook.com/bbmp.comm1/">www.facebook.com/bbmp.comm1/</a>
	 <a href="https://twitter.com/BBMPCOMM">twitter.com/BBMPCOMM</a>
	  <a href="https://www.instagram.com/BBMPSplHealth">BBMPSplHealth</a>



Issued by:

Honorable Chief Commissioner, BBMP  
Special Commissioner Health & IT, BBMP  
MD, Bengaluru Smart City Limited

**THANK YOU !**

